

Phonics
Screening Check
Information

20.01.26

What is the Phonics Screening Check?

- A decoding (word reading) test at the end of Year 1.
- It does not assess reading comprehension or spoken language.
- Designed to check that children know the expected sounds and can decode unfamiliar words.
- 40 words
 - 20 are real words
 - 20 are pseudo (nonsense) words
- Expected mark has been 32 for a number of years

When is the Phonics Screening Check?

- Check window opens on **Monday 8th June 2026**.
- Checks should be carried out during that week.
- Check window closes on **Friday 19th June 2026** – absence window for any children who are unavoidably absent.
- Please ensure good attendance.
- Not present to take the check during the testing window equals no mark.





How is the check carried out?


- One-to-one with Mrs Boardman, over the course of the week
- Relaxed and comfortable
- Usually takes between 2 and 5 minutes but we go at the child's pace.
- Children read a word at a time and their responses are noted down.
- Any speech and language needs or accents are taken into account and not recorded as incorrect e.g. if a child usually pronounces "r" as "w" and reads "frown" as "fwown."

What does it look like?

2024 national curriculum assessments

Key stage 1

Phonics screening check
Pupils' materials



The grid contains nine cartoon monsters: Row 1: a yellow one-eyed monster, a pink one with a horn, and a purple one with spiky hair; Row 2: a yellow one-eyed monster with a large eye, a pink one with horns and fangs, and a yellow one with spiky hair and fangs; Row 3: a blue one with two antennae, a green one with horns and fangs, and a dark blue one with horns and fangs.

Section 1

fled


speck


ramp


corns


Page 11 of 24

Section 2

bew 

clune 

baup 

cheve 

Page 13 of 24



What sounds do the words contain?

- Section 1 – sounds that children learned first (in Reception):
 - In Read Write Inc, these are mainly “Set 1” sounds
- Section 2 – alternative spellings of sounds that children learn in Year 1:
 - In Read Write Inc, these are mainly “Set 2 and Set 3” sounds

All Speed Sounds

Consonant sounds

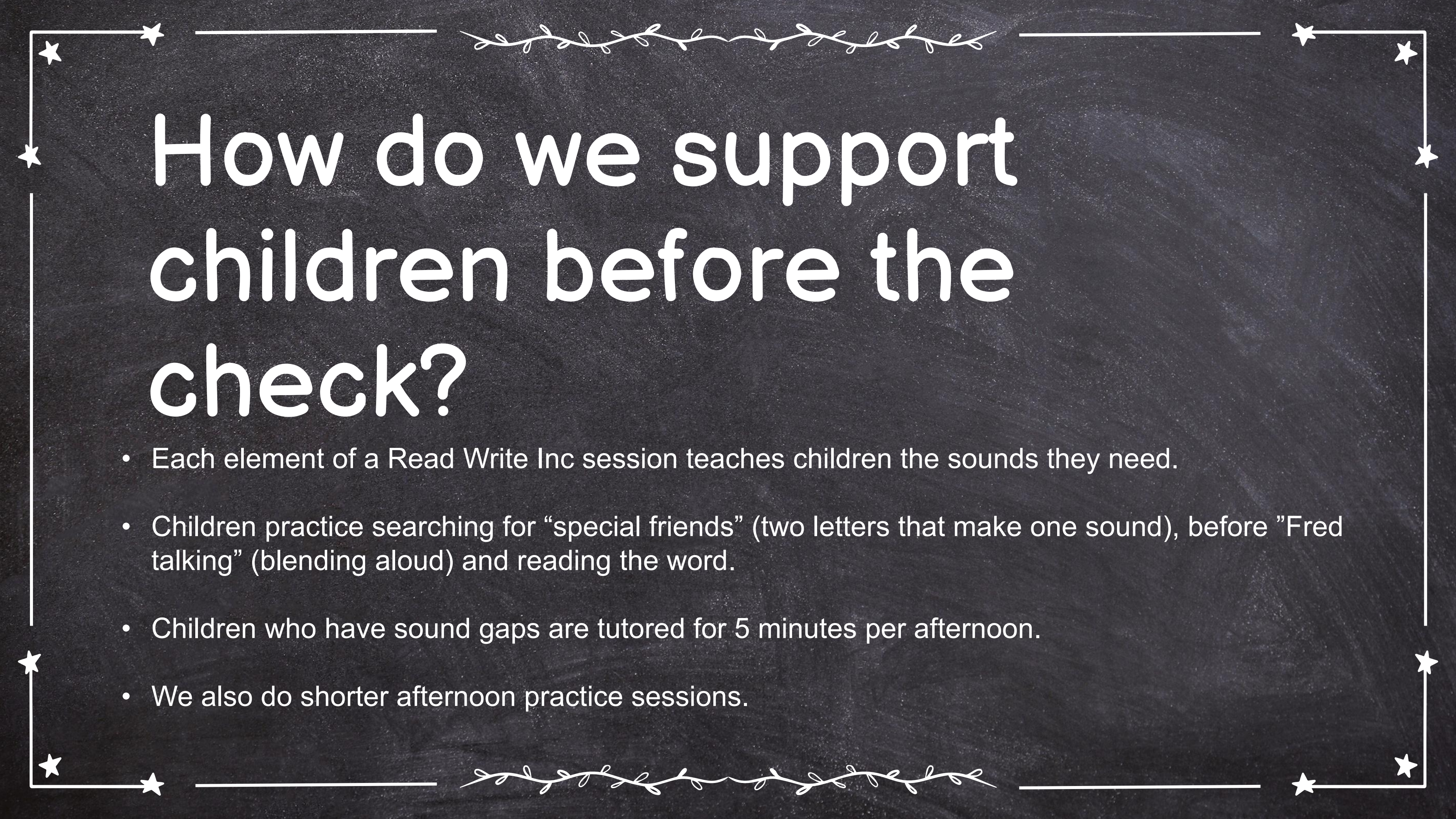
f	l	m	n	r	s	v	z	sh	th	ng
ff	ll	mm	nn	rr	ss	ve	zz	ti		nk
ph	le	mb	kn	wr	se		s	ci		
					c		se			
					ce					

b	c	d	g	h	j	p	qu	t	w	x	y	ch
bb	k	dd	gg		j	pp		tt	wh			tch
	ck				g							
	ch				ge							
					dge							

Vowel sounds

a	e	i	o	u	ay	ee	igh	ow
	ea				ā-e	e-e	i-e	ō-e
					ai	y	ie	oa
						ea	i	o
						e	y	

oo	oo	ar	or	air	ir	ou	oy	ire	ear	ure
ū-e			oor	are	ur	ow	oi			
ue			ore		er					
ew			aw							
			au							



How do we support children before the check?

- Each element of a Read Write Inc session teaches children the sounds they need.
- Children practice searching for “special friends” (two letters that make one sound), before “Fred talking” (blending aloud) and reading the word.
- Children who have sound gaps are tutored for 5 minutes per afternoon.
- We also do shorter afternoon practice sessions.

'Special Friends', 'Fred Talk'

1.6

ship

— . .

Nonsense words





What can be done at home?

- Hear your child read their bookbag book every day.
- If children pause over an unfamiliar word, prompt: "Special friends? Fred talk. Read the word."
- Practice reading sounds speedily (Set 2 and Set 3 packs will be sent home).
- If children are unsure of a sound, show the picture side of the card and say the phrase.
- Virtual classroom films from Read Write Inc are sent on SeeSaw.
- Oxford Owl books are also set online for each child.

Free Video Tutorials (ruthmiskin.com)


Back Parents A A A

Read Write Inc. Phonics - Learning to read at home

Parents films

The films below show parents and carers how we teach children to read and write with *Read Write Inc.* Phonics.
If your child is in a school that teaches *Read Write Inc.* or if you have bought a parent pack, the films will help you and your child practise together at home.

If you have a question for us, please get in touch via our [Facebook](#) or [Twitter](#) pages and subscribe to our [YouTube](#) channel.



The image shows a video player interface. At the top, it says 'Films for Parents and Carers from RMT MAIN'. Below that, it indicates '1 of 18' and 'Reading the Set 3 so...'. The main content of the video player is the Ruth Miskin Training logo, which consists of the text 'Ruth Miskin Training' next to a stylized orange square logo. At the bottom of the video player, there is a progress bar showing '06:01' and various control icons including play, volume, settings, and the Vimeo logo.

Online resources available

Ruth Miskin Parents' Page:

<https://www.ruthmiskin.com/parents/>

Ruth Miskin Facebook:

<https://www.facebook.com/miskin.education>

Previous checks:

<https://www.gov.uk/government/collections/national-curriculum-assessments-past-test-materials#phonics-screening-check-resources>



When will families find out their child's score?

- Children often ask how many they got during the check and Mrs Boardman will let Miss Milman know too.
- We can tell you the score out of 40 but will not know what the threshold mark is until 22nd June, when the DfE release it.
- We also send home children's scores and whether or not this meets the "expected standard" with their end-of-year report.



What if my child does not meet the required mark?

- Children are given extra support throughout Year 2 e.g. continued Read Write Inc. sessions and tutoring.
- They then re-take the check in the June of Year 2.
- This is so that we can make sure they recognise the sounds and can decode unfamiliar words before they go into Key Stage 2.

Thank you...

