


Park Hill Primary School

Arbor Parent Portal & App

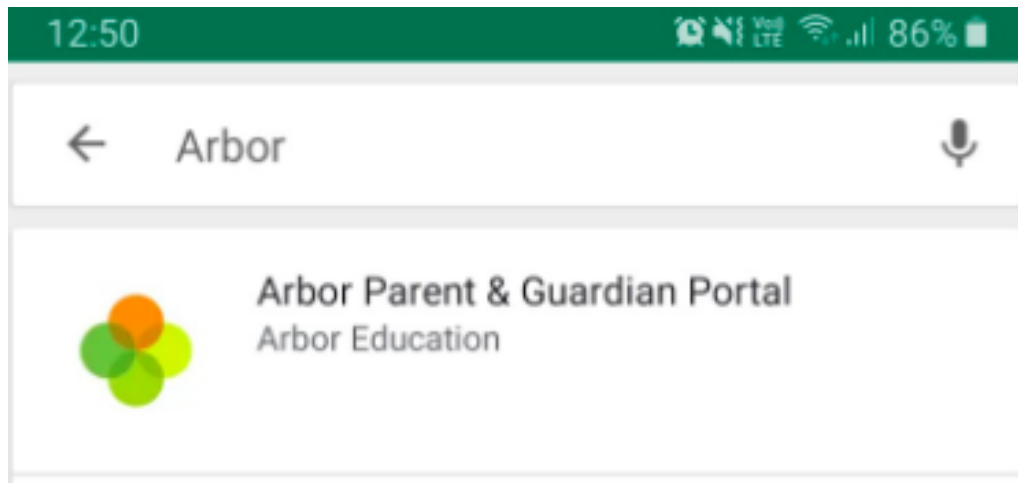


How do I get started with the Parent App?

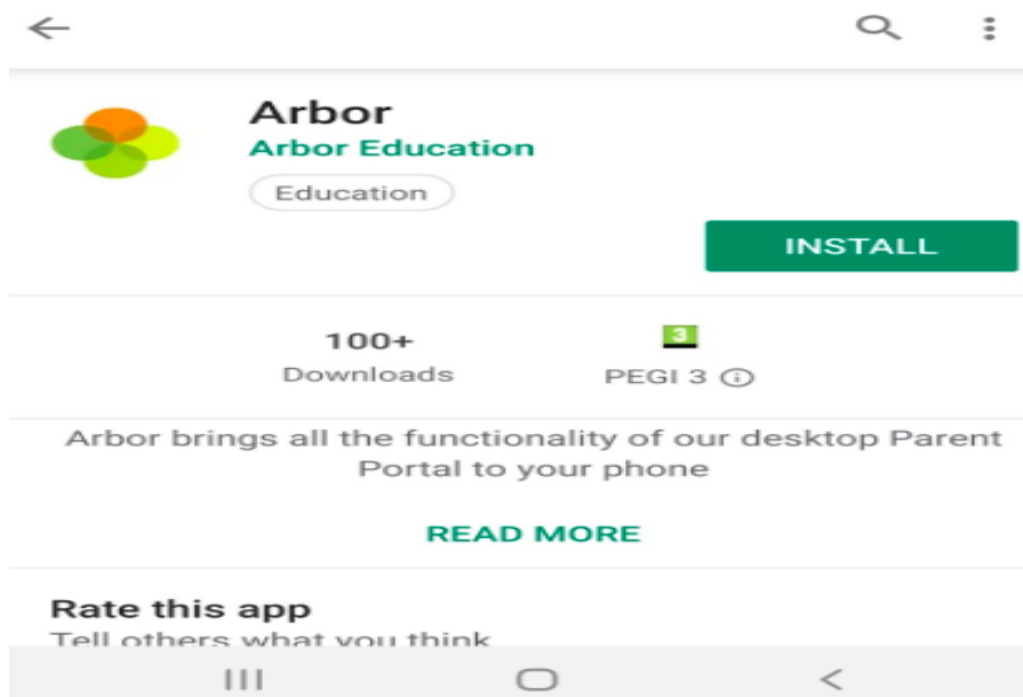
Downloading the Parent App

Android

Go to your Play store and search for 'Arbor'. Click the top option.




Click **Install** to download the Parent App. Once it has installed, click **Open**.



IOS

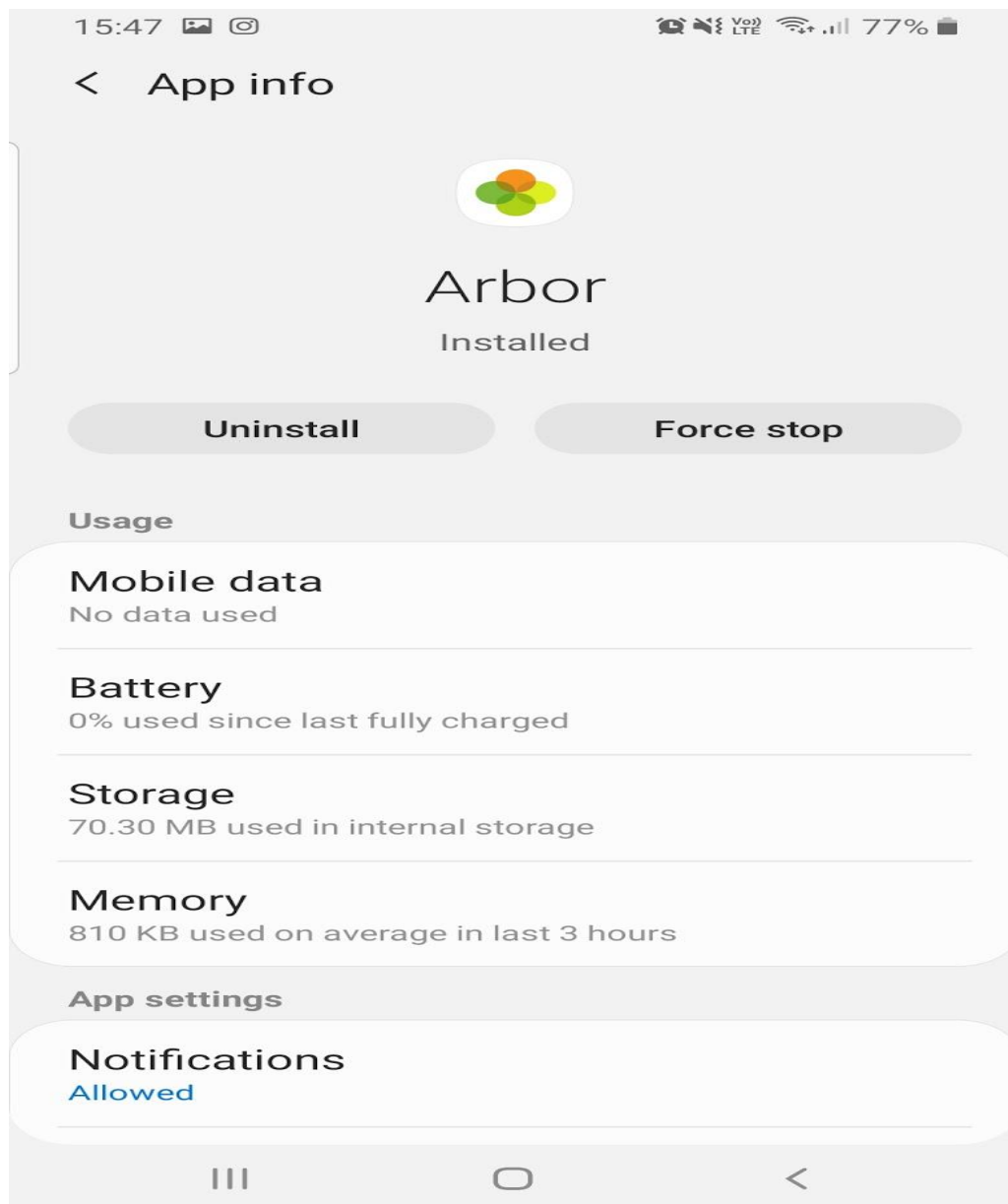
Go to your App Store and search 'Arbor'. Click the top option. Click **Get** to download the Parent App.



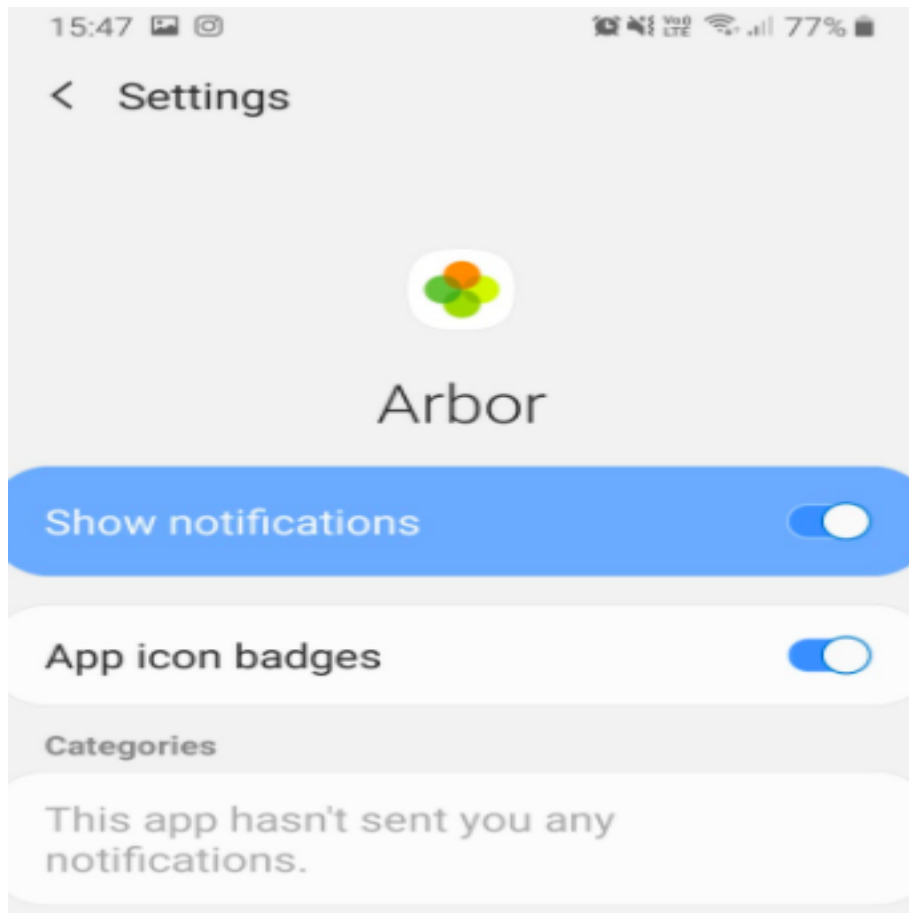
Enabling push notifications

Android

You can turn Push Notifications on or off at any time by going to your **Settings** on your phone. For example, on a Samsung Galaxy S8, go to **Settings > Apps > Arbor > Notifications**.

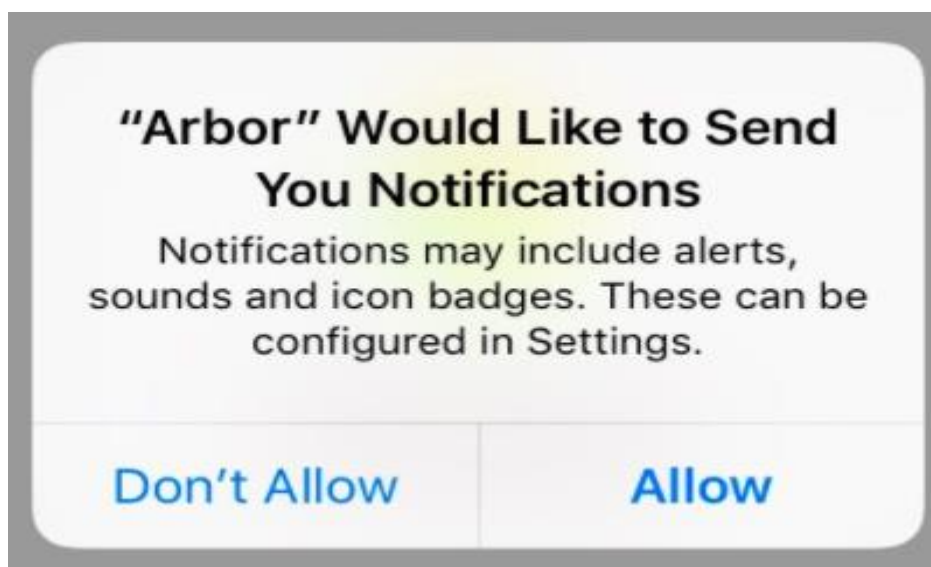


Tap the slider to turn Push Notifications on and manage your settings.

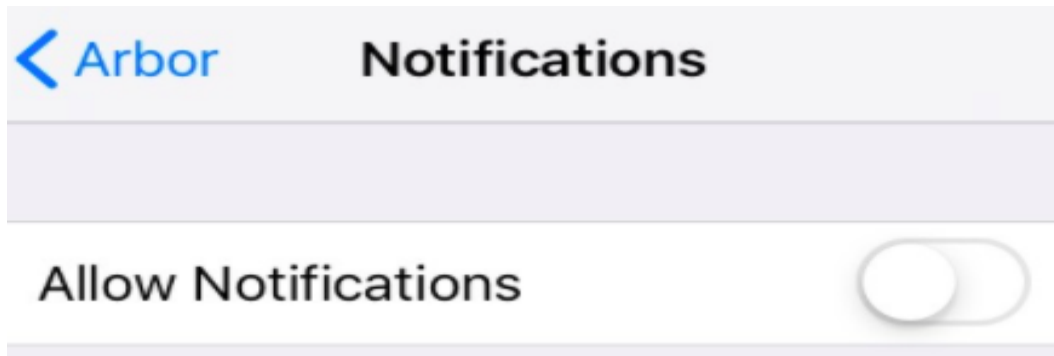


IOS

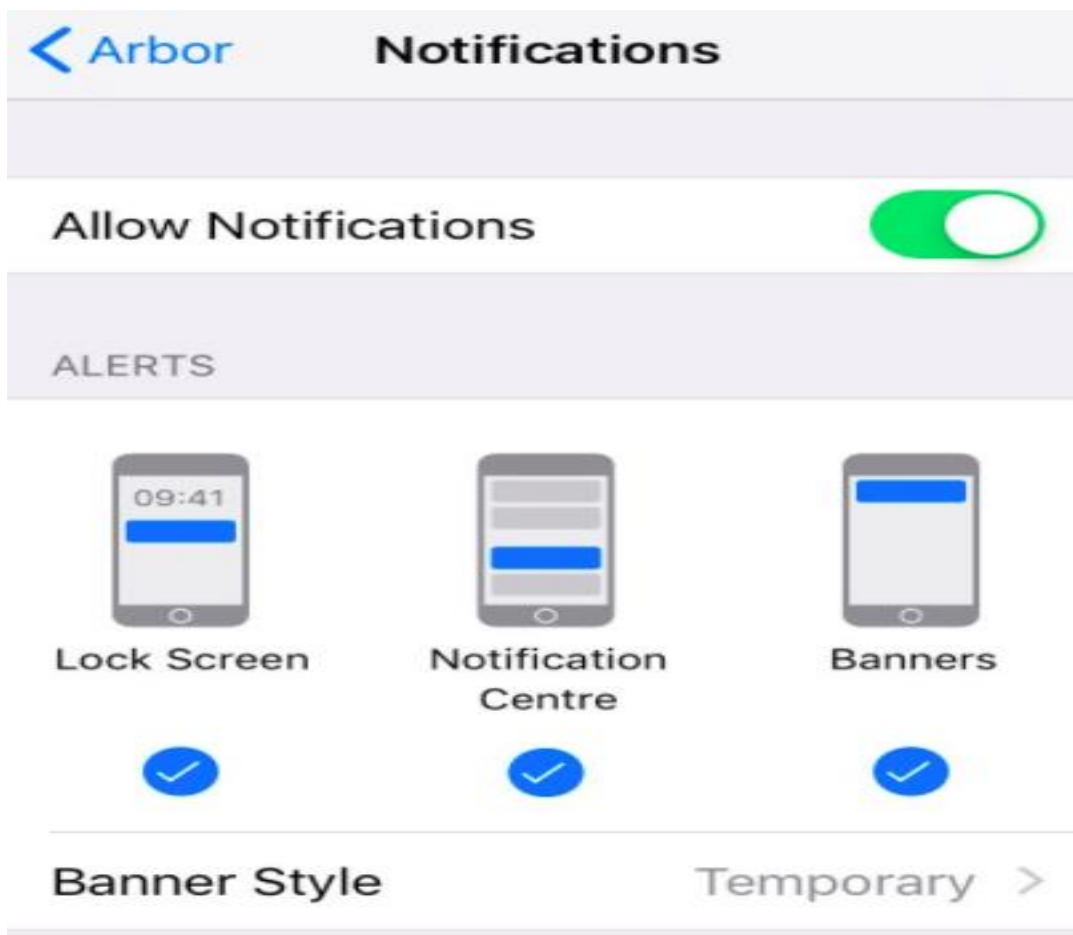
When you download the Parent App, you will receive a prompt to receive notifications from Arbor. Make sure you select **Allow** to enable your school to send you push notifications. This will ensure you receive a notification when you have a new In-app message.



If you select **Don't Allow**, you can turn Push Notifications back on at any time by going to your **Settings** on your phone. For example, on an iPhone SE, go to **Settings > Arbor > Notifications**.



Tap the slider to turn push notifications on and manage your settings. We recommend setting you banner style to Permanent, so it doesn't disappear.



Logging in

Before you log in for the first time, please wait until your school has enabled the Parent Portal. You will not be able to log in until they have.

When your school enables Parent Portal and the Parent App, they will send you a welcome email to set your password. You won't be able to do this through the app, as the links in our reset password emails only work with a browser. Please follow the **Logging in for the first time** instructions in the **Logging in on the Parent Portal** section below.

Logging in on the Parent Portal

Logging in for the first time

The welcome email from your school will contain your login details and a link that will take you to the browser version of the Parent Portal where you need to set up a password.

You can reset your password using a computer or using a mobile browser on your phone or tablet.

Hi Pamela,

Welcome to Arbor! Arbor is using Arbor and has set up an account for you.

To finish creating your account, you just need to set a password. You can do this by going to login.arbor.sc, clicking on 'Forgotten Password?' and following the instructions on screen.

Your username is: gwyn.mabo@arbor-education.com

If you have trouble setting up your password or have general questions about the Parent Portal, visit [this Help Centre article](#). For any other queries, please contact Arbor.

All the best,
Arbor

Click the link, then click **Forgot your password?** Add in your email address then click **Reset password**.

If you have a child at more than one Arbor school, you will be asked to select the appropriate school.

Forgot your password?

No problem! Just enter the email address associated with your account below, and we'll email you with a link to reset your password.

You'll then receive another email. Click the link in this email to set your password.

We've just received a request to change your password on your Arbor account.

If you requested this password change, please click the link below to set your password:

<https://gwyn1.uk.arbor.sc/auth/change-password/id/2008/hash/MTBkNzlwOWMtMDg1MS00N2VjLWI3MzAtNGVmZTUwOGM3Yjc5LjE2MjA4MDkzMDE=>

Use your email address when you log in next time:

Username: gwyn.mabo@arbor-education.com

If you didn't ask to change your password, you can ignore this email. No changes will be made to your account.

All the best,
Team Arbor

Create your password. You will then be logged in when you click **Create password**.

Create password

Click to accept the terms and conditions.

Arbor System Terms of Use

i **Welcome to Arbor!**

Before you get started, we need you to download, read and agree to our standard user terms & conditions.

When you're ready, tick "I agree", then click "Accept" and we'll get you set up.

[View user terms & conditions](#)

I agree to Arbor's standard user terms & conditions

As a security precaution, you will then be asked to confirm one of your children's dates of birth. Once you click verify, you will now be logged in!

You can then close your browser and switch to using the app.

Verify Account

As this is your first time using the system we need you to verify your account.

To verify you account, please enter the date of birth of one of your children at the school

Date of birth*

Returning to log in again

Now your password has been set up, you can log into the Parent Portal by going to login.arbor.sc and inputting your email address and password.

If you have a child at more than one Arbor school, you will be asked to select the appropriate school. Enter your password, then click **Log in**.

If you can't log in, use the **I'm a guardian** link on the right-hand side to view [troubleshooting tips](#).

Log in

[Change E-mail](#)

Arbor (W10 5BN) [Change School](#)

Remember me [Forgot your password?](#)

Need some help?

For help with Arbor Parent Portal or Arbor Management Information System (MIS) for schools, [take a look at our Help Centre](#).

Trouble logging in? No worries! Click below for help:

- [I'm a guardian](#)
- [I'm a school's MIS user](#)
- [I'm a Group MIS user](#)

Looking for Arbor Insight?

To create a free account for Arbor Insight, our ASP analysis tool, click below.

Logging in on the Parent App

Save your password and fill it in automatically using your phone's built-in Face ID, fingerprint scan or pin entry.

Top Tip: You will need to download the latest version from the app store to use biometric login:

- The version number for iOS for biometric login is 24.1
- The version number for Android is 35 (24)

Logging in for the first time

When you open the app for the first time, you'll be prompted to add in your email address and password.

The **Remember my password** box will be ticked by default but you can untick it if needed. This allows Arbor to remember your password the next time you log in.



Welcome to Arbor

Let's find your school

Enter your email address

gb@arbor-mail.com

Enter your password



Remember my password

Log in

Forgotten password?



Having issues logging in?

[Please press here](#) to see our troubleshooting article.

Version number: 0.9.353

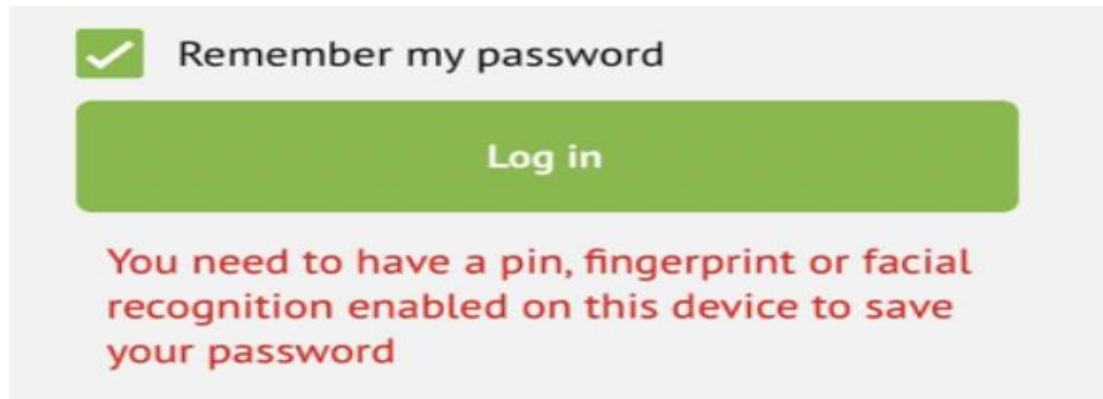
Make sure both your email address and password are correct, or you'll receive this message.

Incorrect email address or password

CLOSE

When your email address and password are correct, we'll check your biometric details - either by Face ID, fingerprint scan or pin entry.

- Once the check is successful, biometric login will be enabled for the next time you log in, and you won't need to input your Arbor password.
- You need to ensure one of these options is enabled to be able to save your password, or you'll need to untick the box.



Next you'll need to select your school. If you have accounts on more than one school, there'll be a tick next to any schools your password works for.

- Click on a school with a tick to be logged right in.
- Click on a school without a tick to input your alternative password for that school.



Select School

Waterford Primary School

W10 5BN, London, GBR



Select School

Pinewood Secondary

W10 5BN, London, GBR

Select School

Once you input your alternative password, it'll save this password for next time.

Select School

Waterford Primary School

W10 5BN, London, GBR

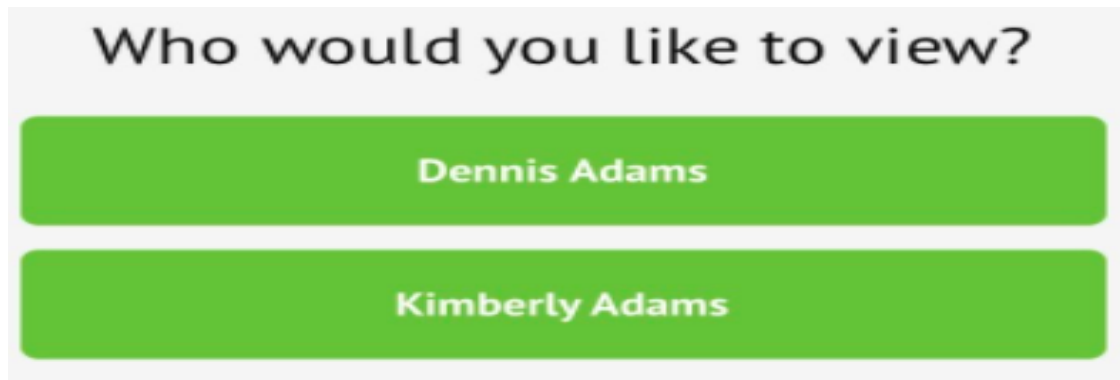
Your password is different for this school. Please enter the correct password.

Enter your password

Log in

Forgotten password?


If you have more than one child at the school, please select the child you wish to view. Don't worry, you can select another child once you are logged in.



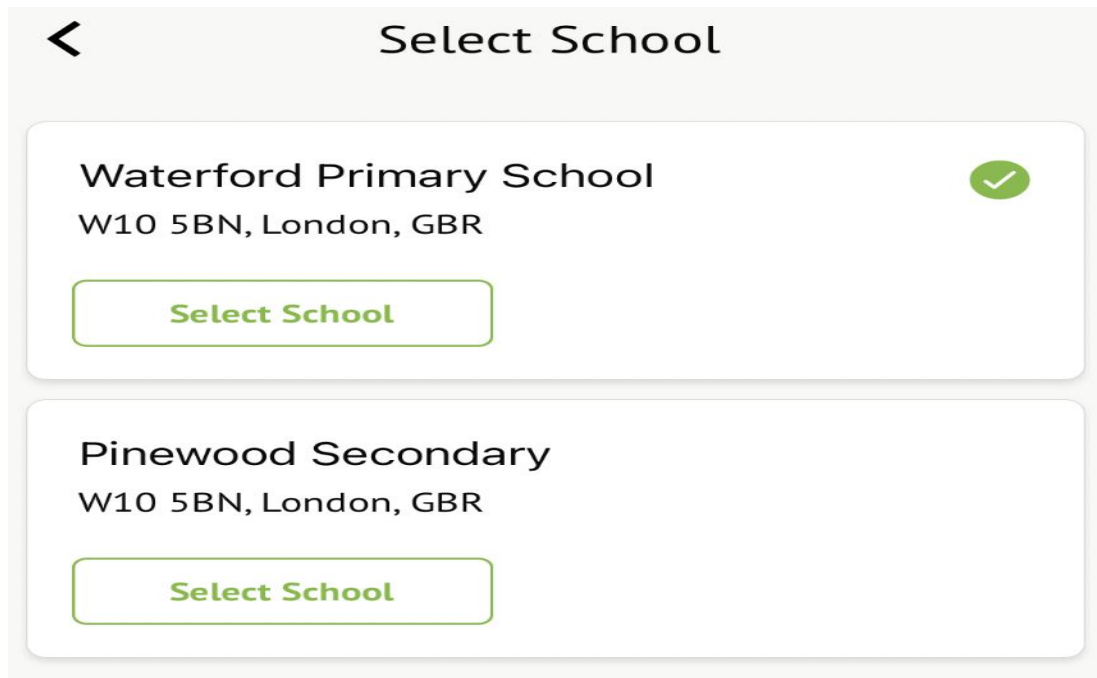
Returning to log in again

When you open your Parent App and you chose to save your password, we'll run a biometric check.

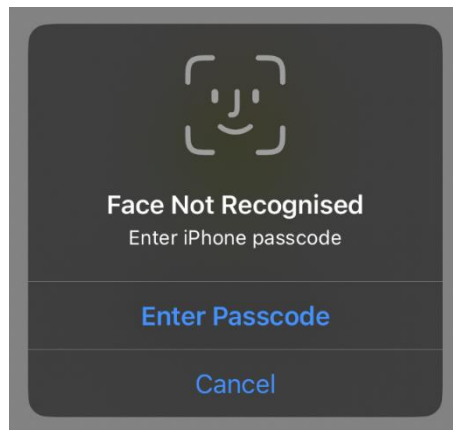
Please note that if you haven't logged into the Parent App for 1 month, you'll need to enter your password the next time you log in.



We'll then automatically log you in with your email and password - just click on the school with the tick.



If the biometric login fails, a message will be displayed (this will vary based on device OS) and you'll need to retry or enter your passcode to be able to select your school.



If you fail all authentication, you'll have the option to input your Arbor password.



Welcome to Arbor

Let's find your school

Enter your email address

gb@arbor-mail.com

Enter your password



Remember my password

Log in

[Forgotten password?](#)



Having issues logging in?

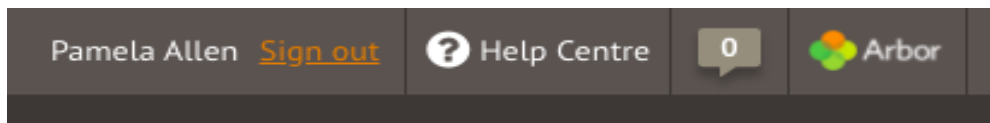
[Please press here](#) to see our troubleshooting article.

Version number: 0.9.353

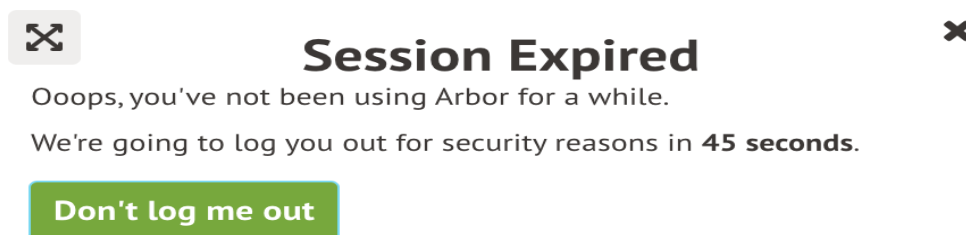
Logging out

From Parent Portal

To log out, just click the **Sign out** link at the top-right of your page.



You will also be automatically logged out after a period of two hours of inactivity. If you click back into your Arbor tab just before the time is up, you can choose whether to remain logged in.

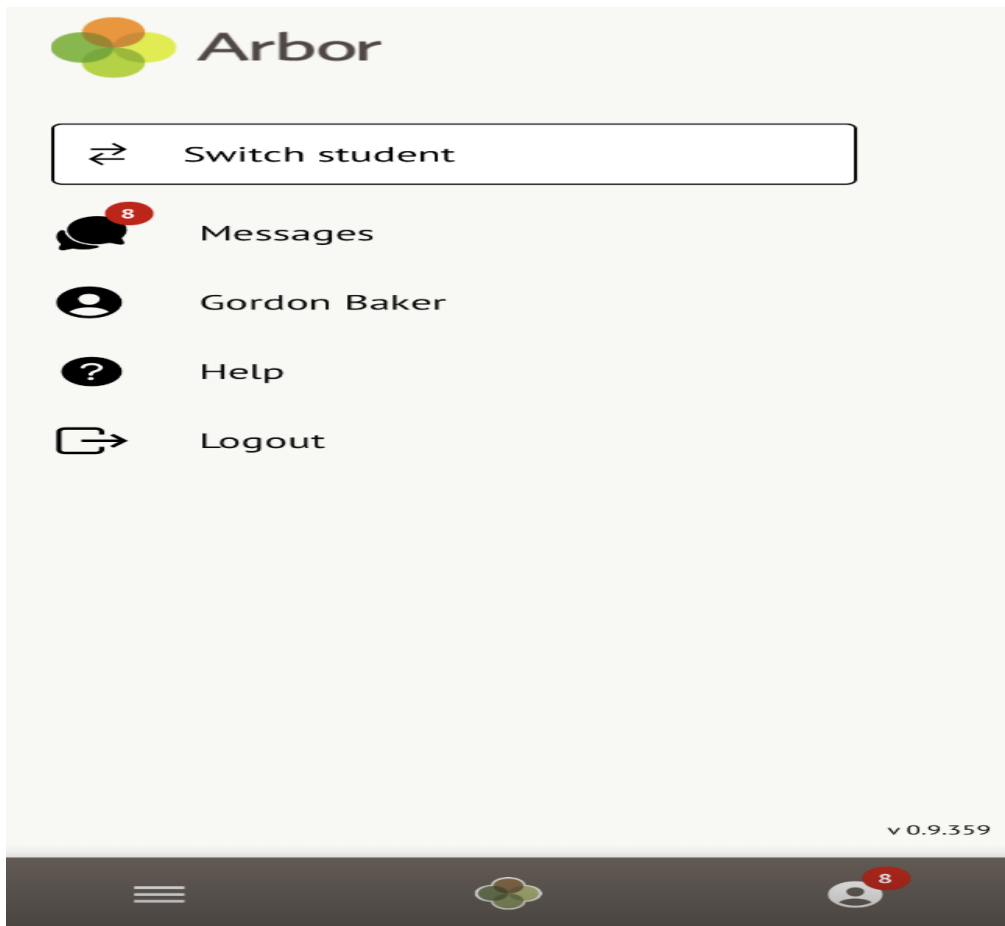


From the Parent App

You will automatically be logged out of the Parent App after 30 minutes of inactivity. You can also log out by using the logout feature or by closing down the Parent App completely (see instructions below).

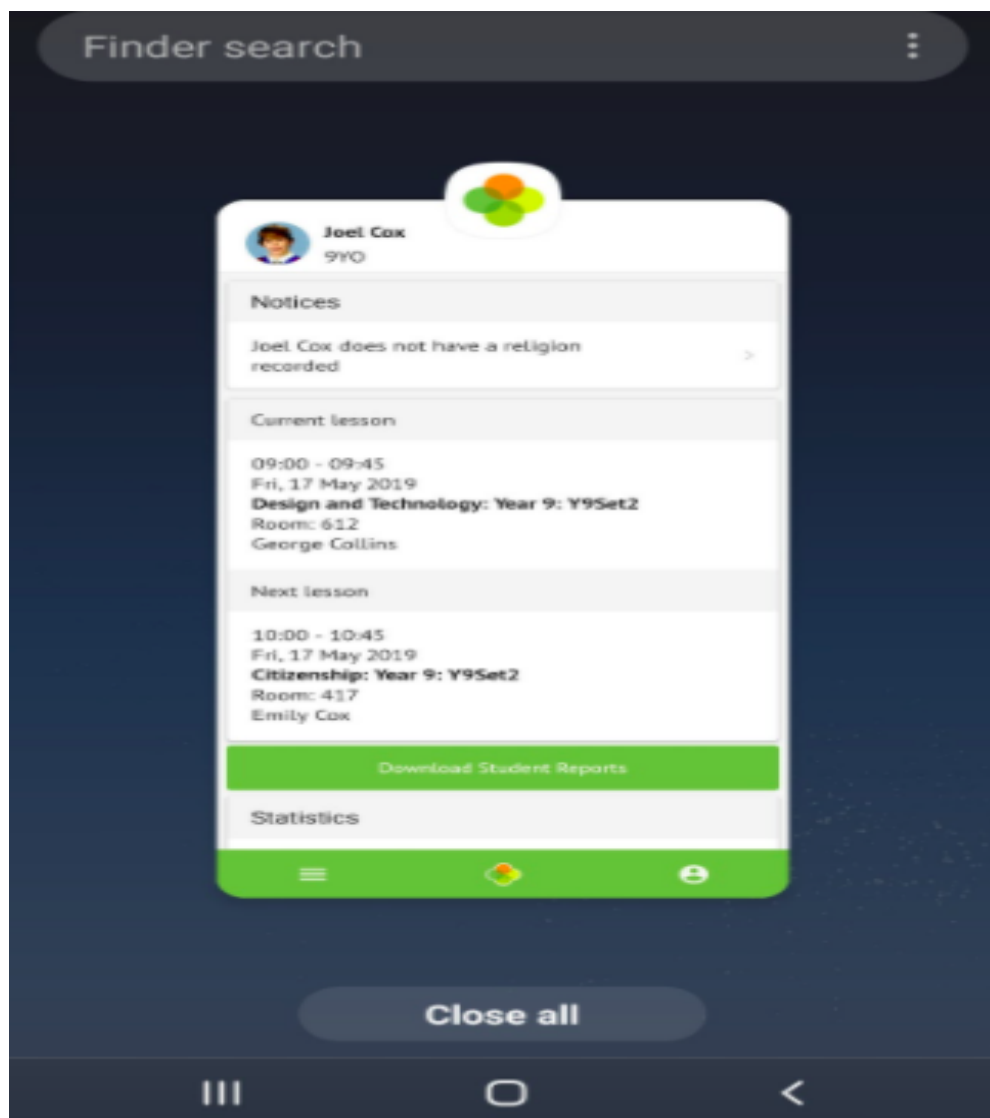
From within the Parent App

Tap the profile icon in the bottom right of your screen and select Logout.



Closing the Parent App

On Android, for example on a Samsung Galaxy S8, you can close the Parent App by clicking the vertical bars icon at the bottom left of your screen. Swipe the Parent App up to close it and you will be logged out.



On IOS, for example on an iPhone SE, you can close the Parent App by clicking the home button twice. Swipe the Parent App up to close it and you will be logged out.



Resetting my password

Having difficulty resetting your password? There's a number of reasons why you may be struggling to log in to the Parent App or Parent Portal. Use the tips in this article before raising an issue with your school: [Troubleshooting login issues - why can't I log in?](#)

From within Arbor

From within the Parent Portal

Go to **My Items > My Account**. Add in your new password details.

My Account	
Login Details	
Username	pallen
Password	Click to change password

Change password

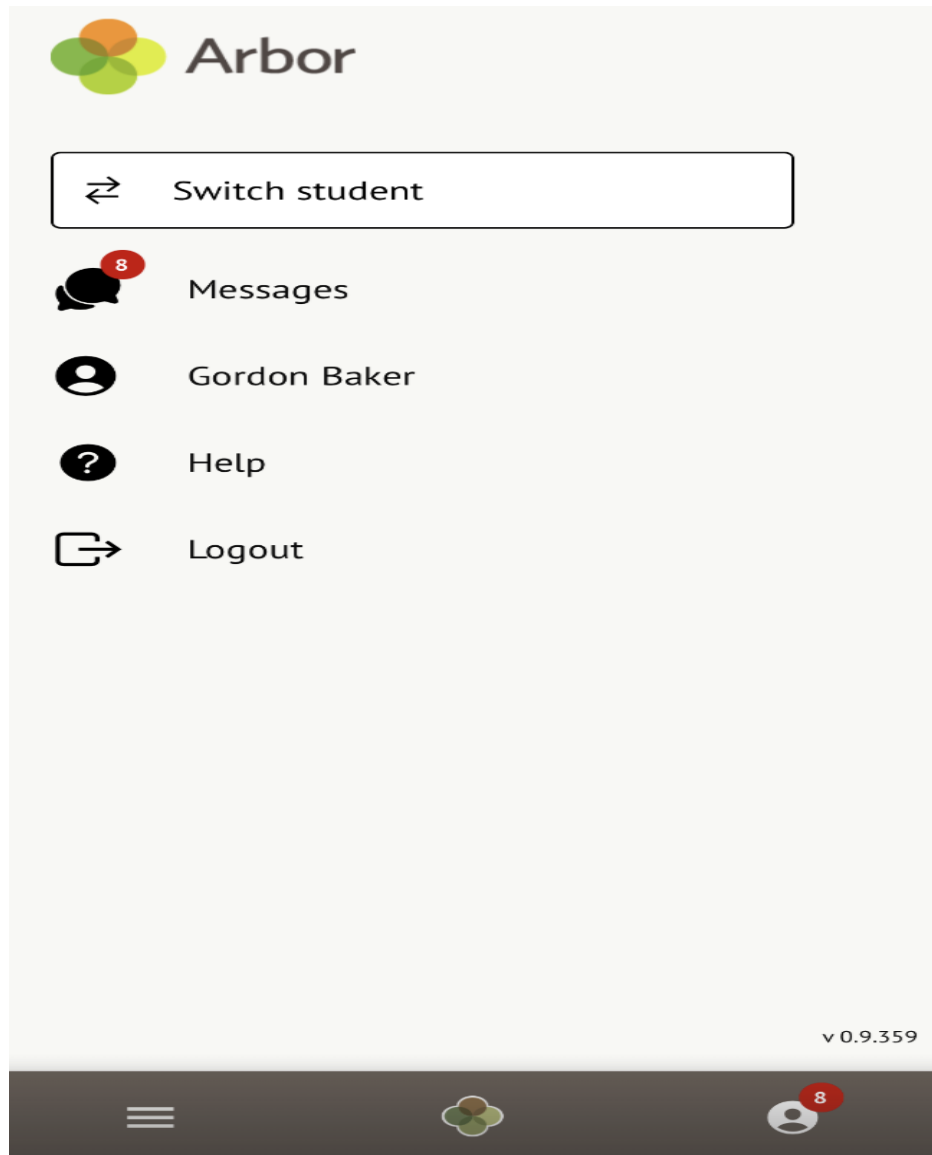
Current password*

New password*

Confirm password*

From within the Parent App

If you are logged into the Parent App, you can change your password by clicking the profile icon, then clicking your name.



You will then be able to see your account details including your non-email username. Click to change your password.



My Account

Login Details

Username
radams149

Password
Click to change password



On the next screen, type in your current password and your new password, then **Change Password**.



Change password

Current password

New password

Confirm password

Change Password

I've forgotten my password

Reset your password for the Parent Portal

Click the **Forgot your password?** link on the login page to be sent a reset password email.

Log in

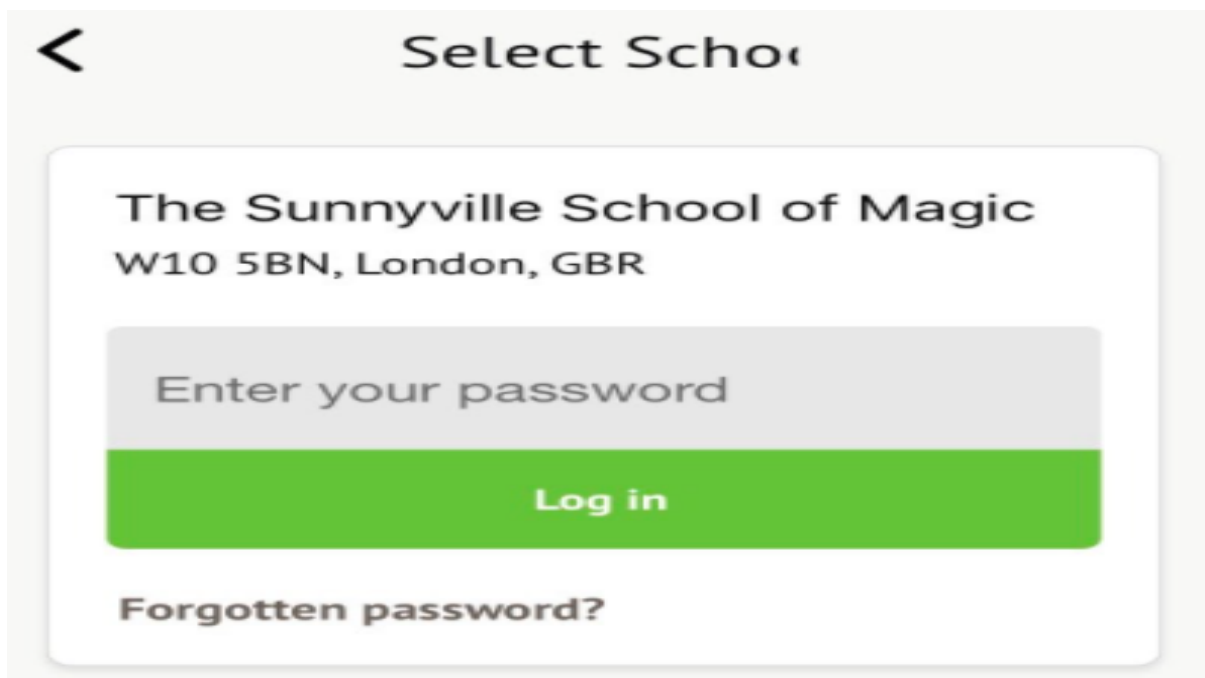
Log in

Remember me

[Forgot your password?](#)

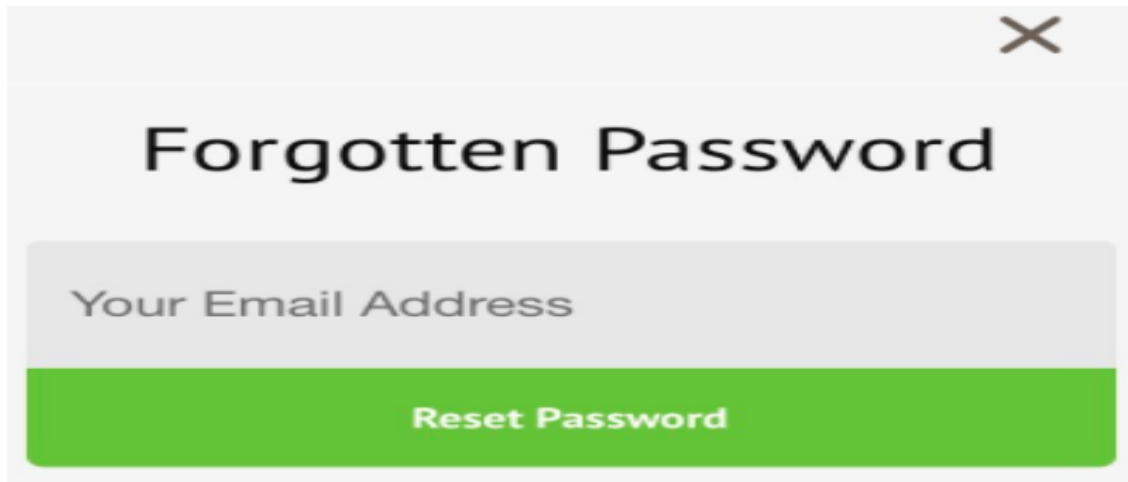
Reset your password for the Parent App

If you have accessed Arbor previously and have forgotten your password, select the **Forgotten password?** option when signing in to the Parent App.



The screenshot shows a mobile app interface for 'The Sunnyville School of Magic'. At the top left is a back arrow, and at the top center is the text 'Select School'. Below this is a white card with a rounded shadow. Inside the card, the school name 'The Sunnyville School of Magic' and address 'W10 5BN, London, GBR' are displayed. Below the address is a grey password input field with the placeholder text 'Enter your password'. Underneath the password field is a green 'Log in' button. At the bottom of the card is a link that says 'Forgotten password?'.

This will take you to a second screen where you can enter your email to generate a password change email.



A dialog box titled "Forgotten Password" with a close button (X) in the top right corner. Below the title is a text input field labeled "Your Email Address". At the bottom of the dialog is a green button labeled "Reset Password".